

HEALING STONES, GEM REMEDIES, & FENG SHUI

BY PROF. JERRY ALAN JOHNSON, PH.D., D.T.C.M (CHINA)

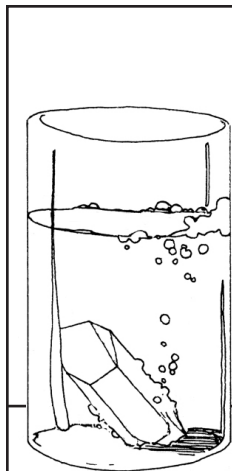
THE SECRET ENERGETIC POWERS OF ROCKS AND GEMS

The powerful allure of “magical stones” has attracted mankind for thousands of years. In fact, the ancient Chinese were among the first to understand and record the subtle energetic healing powers of precious stones and minerals, and often attributed their unique magical abilities to their different shapes, colors, and patterns. The exact understanding of how to consciously use the powerful energies contained within these special stones however, was traditionally kept hidden from the public and only passed down from a shaman master to his or her personal disciples.

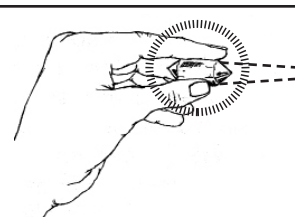
Ancient Chinese folklore contains many stories uncovered by historians regarding the medical and magical powers of stones. These unique accounts discuss incredible feats that were often accomplished by Daoist Wuyi (shaman doctors), who wielded these mystical tools with profound skill and accuracy. In time, the supernatural techniques attributed to the mysterious properties of these magical stone’s were passed down to future generations, eventually archived via written format. These ancient writings were often presented in unique manuals known as “Lapidaries.”

A Lapidary is a special workbook that contains a list of exceptional stones and minerals covertly used to bring about powerful energetic manifestations within the physical realm. Because of their unique design, these important mystical workbooks often contained rare formulas used to heal the body’s energy fields, awaken and increase psychic powers, as well as produce energetic gateways into the various realms of creation. As such, a Lapidary is generally divided into specific categories that focus on each stone’s unique energetic quality and transforming alchemical nature.

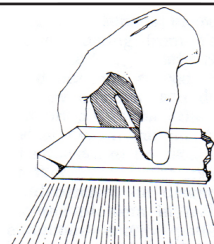
Historically, the Eastern Lapidaries (primarily those of China or India) are fundamentally magical in nature, even though they also consider the intrinsic qualities of the stones such as their commercial value, their fine points (clarity, color, etc.), and their defects (inclusions, impurities, etc.).




Creating healing gem tinctures & elixirs.



Emitting qi through a healing stone.



Using the edged of a quartz crystal for purging toxic qi.



Daoist hat & headband stone inserts

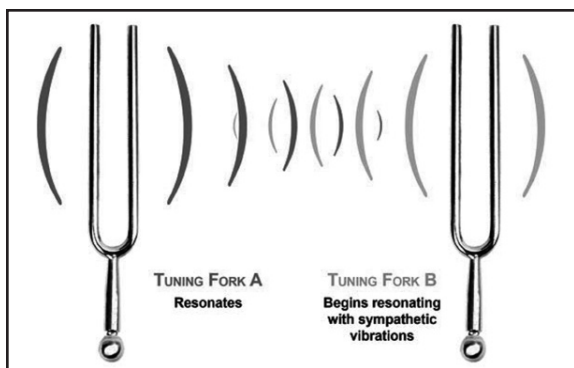
WEDNESDAY, MAY 18TH, 2022

8:00 a.m. The Energetic Properties of Stones.

Reading Assignment: The Secret Teachings Vol. # 3, Chapter 23 (pages 141-157).

Some stones naturally act as Regulators, and are used for balancing the three body’s energy fields. Other stones will strengthen and Tonify, and are used for amplifying the body’s life-force energy. Some stones Purge, and are used to cleanse and purify the body’s electro-magnetic fields.

When a healing stone is first brought in contact with the body’s energetic fields, two things naturally occur:



When a vibrating tuning fork is placed next to another tuning fork of the same pitch, it causes the second tuning fork to resonate due to sympathetic vibrational patterning

- First, the energetic frequency created by the stone will vibrate the body's energetic fields according to the "Law of Resonance." This action is similar to placing a vibrating tuning fork next to another tuning fork of the same pitch - which suddenly causes the second tuning fork to resonate due to sympathetic vibrational patterning. The increased energetic interaction between the body and the stone creates a larger (third) energetic vibrational field. The body's nervous system then attunes itself to the subtle energetic shift, and transmits this new information to the brain. This stimulation of the brain, caused by the healing stone's subtle energetic frequencies, initiates biochemical shifts that affect the physical body and trigger various emotional experiences.
- The second thing that occurs, is that tiny particles of minerals existing within the body's physical tissues begin to resonate with the particles of minerals contained within the healing stone. This causes the body to believe that it actually contains more of that mineral, and its tissues react accordingly, creating additional biochemical shifts.

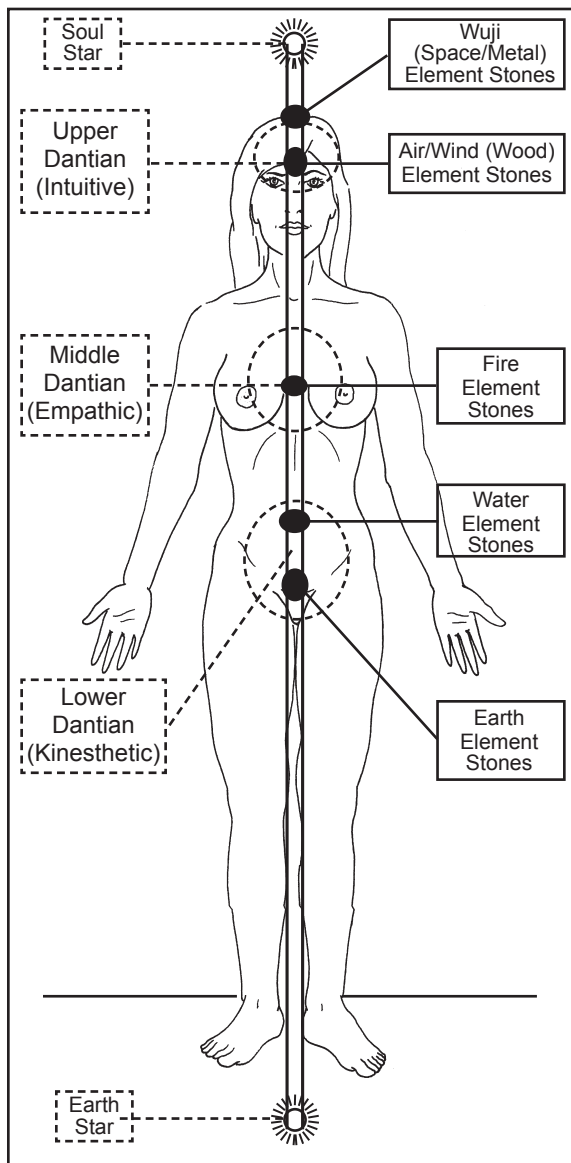
For example, if an individual is holding a calcium-based stone, the calcium particles in his tissues will be activated as they begin to resonate with the calcium particles inside of the healing stone. This increases the energetic

interaction between the body and the healing stone, creating a larger (third) energetic field that carries a calcium based energy signature to the brain. As the brain receives this information, it reacts by adjusting the body's biochemistry, causing the body to act as if it has more calcium within its physical tissues.

The type of experience that an individual has while holding a healing stone is directly proportional to the exact strength and quality of that stone's energetic signature. Which is why different types of healing stones are often used in the clinic.

The following are five examples of different applications traditionally used for "magical stones" in ancient China, all based according to each stone's unique energetic potential.

1. **Magical Stone Tools:** This first category includes special stones used to enhance a person's energy field and clairvoyant abilities, seen in religious, social, and burial functions.
 - **Stone Charms, Amulets, & Talismans**
 - **Power Ring Stones**
 - **Stone Scrying (Remote Viewing) Balls**
 - **Stone Healing Needles & Scraping Tools**
 - **Stone Beads (Ascension Stones, Prosperity Stones, Good Luck Stones, and Love Stones)**
 - **Stone Head-Bands**
2. **Magical Spirit Stones:** This second category includes special stones used for summoning spirits for healing, protection, and exorcism, and for influencing the various elements of nature - often used in weather magic rituals.
3. **Healing Stones used in the Clinic:** This third category includes special stones used to boost the doctor's natural healing powers. Also included are certain stones used to energetically purge, tonify, or regulate the patient's internal organs, nervous system, endocrine system, circulatory system, digestive system, respiratory system, and reproductive system.
4. **Healing Stone Tinctures & Elixirs:** This fourth includes stones that are secretly placed inside purified water (i.e., stream, well, or rain water) and used for creating healing tinctures and transformational elixirs.



The placement of the healing stones in the clinic varies according to the doctor's desired intention.

5. Creating Protective Energetic Fields: This fifth category includes stones used for creating a protective energetic grid surrounding a home, clinic, or living space. Although used for energetically purifying, healing, or protecting specific areas, they can also be used to create powerful energetic fields that induce deep meditative states.

12:00 (NOON) - BREAK FOR LUNCH

2:00 p.m. Qi Emission and Gem Therapy.

Reading Assignment: The Secret Teachings Vol. # 3, Chapter 23 (pages 158-164).

• **Care and Cleaning the Healing Stone**

Reading Assignment: "Daoist Mineral, Plant, and Animal Magic" book, (pages 86-102).

• **Activating the Stone's Healing Properties**

Reading Assignment: The Secret Teachings Vol. # 3, Chapter 23 (pages 164-165).

4:00 p.m. Five Element Healing Stone Therapy.

Reading Assignment: The Secret Teachings Vol. # 3, Chapter 23 (pages 166-178).

THURSDAY, MAY 19TH, 2022

8:00 a.m. Gem Stone Healing Applications

To introduce the students to different treatments using healing stones.

- Purging the body's toxic qi with Jet stone
- Increasing the body's righteous qi with Quartz

12:00 (NOON) - BREAK FOR LUNCH

2:00 p.m. How to use A Stone Lapidary

Reading Assignment: "Daoist Mineral, Plant, and Animal Magic" book (pages 31-80).

• **Creating Gem Elixirs and Remedies**

Reading Assignment: The Secret Teachings Vol. # 3, Chapter 23 (pages 179-184), and the "Daoist Mineral, Plant, and Animal Magic" book (pages 103-109).

• **Creating Planetary Gem Elixirs**

Reading Assignment: "Daoist Mineral, Plant, and Animal Magic" book (pages 110-129).

FRIDAY, MAY 20TH, 2022

8:00 a.m. Creating A Protective Energetic Field

To introduce the students to different applications used in ancient China in order to energetically protect one's bedroom, home, and property.

- **Creating The 9 Palace Energetic Grid**

Reading Assignment: "Daoist Mineral, Plant, and Animal Magic" book (pages 17-18); and "Daoist Weather Magic and Feng Shui" book (pages 152--163).

- **Creating The 5 Element Energetic Grid**

Reading Assignment: "Daoist Mineral, Plant, and Animal Magic" book (pages 19-20).

12:00 (NOON) - BREAK FOR LUNCH

2:00 p.m. Using Stone for Spirit Travel

5:00 p.m. Understanding Spirit Rock Formations

Reading Assignment: "Daoist Mineral, Plant, and Animal Magic" book (pages 151-167).

SATURDAY, MAY 21ST, 2022

8:00 a.m. Working with the Energy of the Earth

Reading Assignment: "Daoist Weather Magic and Feng Shui" book (pages 7-11 & 30-35).

10:00 a.m. Daoist Feng Shui Basics

Reading Assignment: "Daoist Weather Magic and Feng Shui" book (pages 14-22 & 36-52).

12:00 (NOON) - BREAK FOR LUNCH

2:00 p.m. Understanding the Mountain Dragon

Reading Assignment: "Daoist Weather Magic and Feng Shui" book (pages 70-78).

3:00 p.m. Energy & Color

Reading Assignment: "Daoist Weather Magic and Feng Shui" book (pages 24-129).

4:00 p.m. Thunder Magic Cultivation & Healing

Reading Assignment: "Daoist Weather Magic and Feng Shui" book (pages 254-255).

5:00 p.m. Absorbing the Breath of Thunder

Reading Assignment: "Daoist Weather Magic and Feng Shui" book (pages 275-278, and 280).

SUNDAY, MAY 22ND, 2022

8:00 a.m. Gather Qi of Mountains, Plants, & Trees

Reading Assignment: "Daoist Mineral, Plant, and Animal Magic" book (pages 278-284) and "Daoist Weather Magic and Feng Shui" book, (pages 93--97).

11:00 a.m. Gather Qi of Wind, Water, & Soil

12:00 (NOON) - BREAK FOR LUNCH

JIANG RONG QIAO'S (2ND GUA)

1. Wild Goose Leaves the Flock (L).
2. Purple Swallow Fanning Tail.
3. Close the Door to Push Out The Moon.
4. Fierce Tiger Leaves the Cage.
5. Pheasant Fans its Wings.
6. Transplanting Flower to the Tree.
7. Removing Helmet from Behind the Head.
8. Embracing Moon at the Chest.
9. Hiding Flower Under Leaf.
10. Wild Goose Leaves the Flock (R).
- Walk the Circle -
11. Purple Swallow Fanning Tail.
12. Close the Door to Push Out The Moon.
13. Fierce Tiger Leaves the Cage.
14. Pheasant Fans its Wings.
15. Transplanting Flower to the Tree.
16. Removing Helmet from Behind the Head.
17. Embracing Moon at the Chest.
18. Hiding Flower Under Leaf.
19. Wild Goose Leaves the Flock (L).
- Walk the Circle -

5:30 p.m. Graduation & Certification